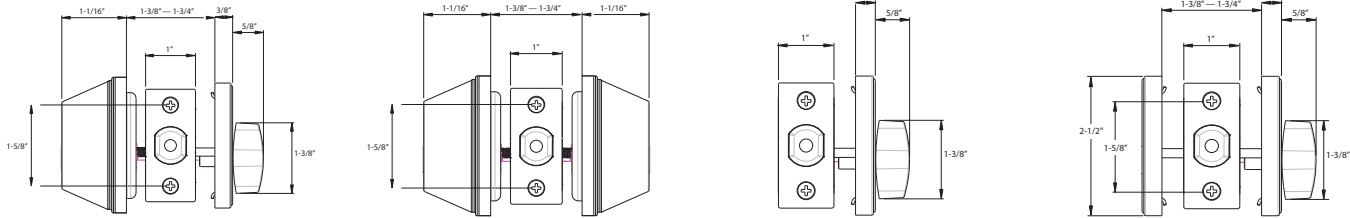


DEADBOLTS

GRADE 3




DIMENSIONS




Single Cylinder (200)



Double Cylinder (210)



One-Sided Half Bore (205)



One-Sided Full Bore (206)

STANDARD SPECIFICATIONS

Door Prep	Cross bore: 2-1/8" Edge bore: 1" Latch face: 1" x 2-1/4" *205's Require Special 1-3/4" Cross Bore	Latches	Deadbolt: 2-3/8" & 2-3/4" adjustable (9092) Faceplate: 1" x 2-1/4" round corner Bolt: 1" Solid Brass throw with hardened steel rod
Backset	Fits 2-3/8" and 2-3/4"	Strikes	2-1/4" full lip round corner (9113 & 9117)
Door Thickness	1-3/8" ~ 1-3/4" standard. 2-1/4" Ext. Kit Available	Wood Screws	Combination screws that suit both wood or metal door mounting
Cylinder	KW1 5-pin standard SC1 5-Pin optional (Single Cylinder only) Packed KA5	Door Handing	Not Required

Model	Function	WT/ LB	CTN QTY	US32D Stainless Steel	US3 Polished Brass	US15 Satin Nickel	US26 Polished Chrome	US10B Oil Rubbed Bronze	US12P Tuscany Bronze	
200-B	Single Cylinder	27 Lbs	20 Pcs	Item No.	D31002	D31003	D31004	D31006	D31009	D31007
210-B	Double Cylinder	32 Lbs	20 Pcs	Item No.	D31012	D31013	D31014	—	D31019	D31017
205-S	One-Sided (Half Bore)	15 Lbs	20 Pcs	Item No.	D35002	D35003	D35004	—	—	D35007
206-S	One-Sided (Full Bore)	15 Lbs	20 Pcs	Item No.	D36002	—	D36004	—	—	D36007
	Turn Button Only		Each	Item No.	D32002	D32003	D32002	D32006	D32009	D32007

FUNCTIONS

